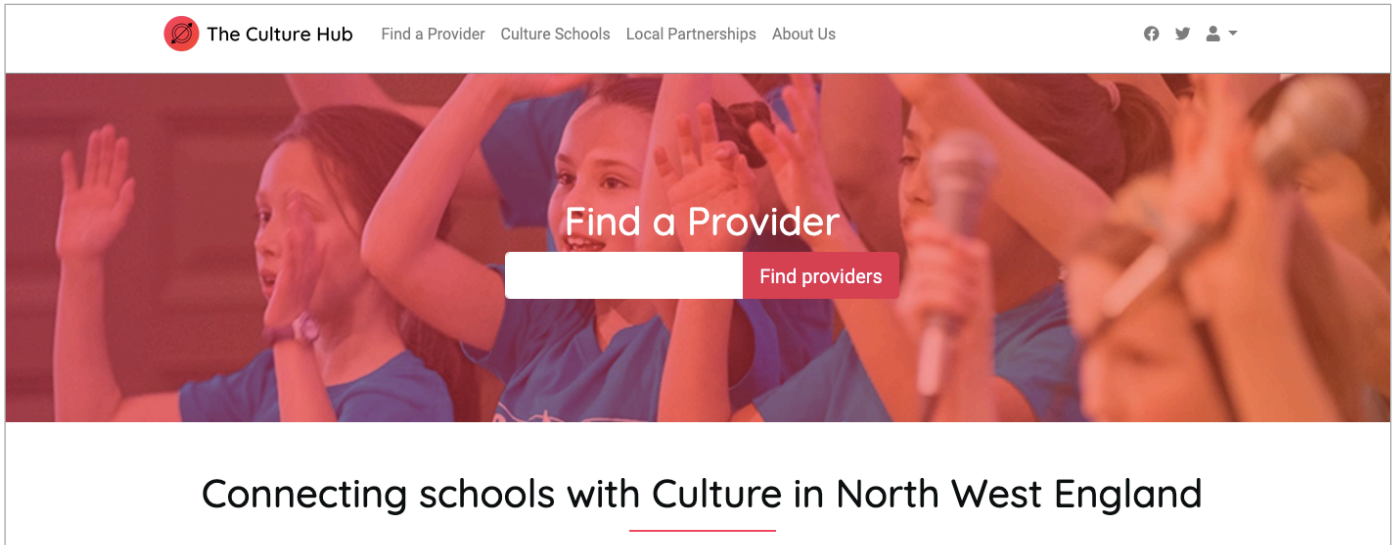


Welcome to The Culture Hub



The Culture Hub is a free-to-use online portal for teachers and other professionals working with children and young people, brought to you by [Curious Minds](#). It aims to help you take on the [Cultural Education Challenge](#) by connecting you with the expertise and variety on offer within our region's rich and vibrant arts, culture and heritage sectors.

It also provides a free and public platform for registered schools (we call them 'Culture Schools') to actively demonstrate their commitment to providing a broad and balanced curriculum, rich in cultural capital.

Features of The Culture Hub

As an educator, you can use The Culture Hub to:

- Find cultural providers (such as arts organisations, artists, museums and libraries) near your school.
- Search specifically for providers that offer expertise in particular art forms, age groups or curriculum areas.
- Learn about the local cultural education partnerships in your area.
- Identify events and opportunities that can enhance your school's cultural offer.

But The Culture Hub is more than just a listings site for cultural organisations. It's also a tool to help registered schools engage meaningfully with the Cultural Education Challenge, record and evidence that engagement and share it with stakeholders.

By registering as a Culture School, you can also use The Culture Hub to:

- Track your school's Cultural Education Challenge journey, marking accomplishments and highlighting accreditations and meaningful partnerships by collecting virtual 'stickers'.
- Document curriculum intent in respect of arts and culture.
- Submit reviews of your engagements with cultural providers.
- Add a widget to your own school website, showing your stickers and linking to your profile.

Cultural Capital: Intent, Implementation & Impact

The [Ofsted Education Inspection Framework](#) (Sept. 2019) looks to schools to work with stakeholders to define the cultural education and creative learning experiences that their students need. A Culture School **profile** offers schools an appropriate platform to highlight their statements of curriculum intent – as well as being able to publish specific **briefs** for potential delivery partnerships. Other features of the system enable schools to evidence progress in implementation (**Challenge journey stickers**) and to reflect on impact (**reviews**).

The Cultural Education Challenge Commitment

All Culture Schools sign up to the following commitment, which is displayed on their profile:

“Our school is taking on the Cultural Education Challenge. This means that our learning journey takes us to places where we can create, compose, perform, visit, experience, participate, know, understand and review great art and culture. Along the way, we meet inspiring artists and cultural experts that help us explore our own and others’ inventiveness. Together we inspire each other to be creative, courageous and curious.”

Be a cultural education champion and sign your school up [here](#).

How to use The Culture Hub

Registering and creating a profile

Your public profile on The Culture Hub is what helps your school demonstrate its commitment to high quality arts and cultural education for all young people and to track its Cultural Education Challenge journey.

As part of the registration process, you will be asked to provide some initial basic information about your school and to set the email address and password that will be used to log-in to your account in future.

If it helps, you could make a note here:

Email address:	Password reminder:
----------------	--------------------

It’s important to us the the information held on The Culture Hub is as accurate as possible and that profiles only represent genuine organisations, so all registration requests are sent to a member of the Curious Minds team for approval. We aim to turn this around as fast as possible and you will receive an email when confirmed.


In the meantime, you will have opportunity to submit some further details – including a logo and banner image for your school (see below for guidance on this).

Don’t worry if you can’t complete everything at that time – you can always add or amend information once registration is completed.

Accessing and navigating your profile

Once you have received confirmation that your registration is accepted, you can [log-in](#) using the email address and password that you set during registration.

Once you have accessed your account you can switch between edit and view (public view) mode using the **drop-down menu at the top right hand side of the page.**



In edit mode, some **tabbed links** should appear beneath the banner image. Use these sections to manage the data displayed on your school's public profile, as follows:

Profile

Here you can input or change the sections of your profile that give an introduction to your school, its identity and ethos. Here are a few tips for making the most of it.

→ Profile Logo

Images within a square format work best. Optimal dimensions: 150x150 pixels.

→ Banner Image

Choose a landscape format image to upload. Optimal dimensions: 1920x400 pixels.

→ Who we are

In this section we'd recommend you include key information about your school's arts and culture curriculum intent. If you're on your Artsmark journey and have a Statement of Commitment, you might summarise this. Be concise, as you only have 500 characters.

→ Local Authority

Select from the drop-down list. This refers to the district in which the school is located, not necessarily the LEA.

→ Profile Email

Add a contact email address for the school. You can choose to hide this on the published profile if you wish.

→ Cultural Nominee

Use these fields to provide details of your 'Arts & Culture Champion'. This would be the person who takes the lead on for cultural education within your setting. It may be you or a colleague - but please be sure you have consent before submitting anyone else's data. Curious Minds will use this information to ensure our school records are up-to-date and to maintain occasional email contact about cultural education initiatives. **These details are not displayed on your school's public profile.**

Briefs

Use this section to advertise partnership opportunities / invite expressions of interest from cultural providers in a project. Active briefs published by Culture Schools are automatically displayed on the main homepage of the site, the relevant Local Partnerships page and, of course, your own profile.

In publishing a brief, you can either upload a document or add a webpage link (or both). Please give your brief a meaningful title and description (snippet).

Images & Video

This section allows you to upload images and video to your profile, which will display as a carousel/slider on your profile. Why not share some images that show the wonderful creative and cultural experiences your students are benefiting from?

Please note that currently only Youtube hosted videos (links) are supported.

Account

Here you can change the email address or password you use to access and manage your account.

Adding Cultural Education Challenge ‘virtual stickers’

This feature is a digital version of the Cultural Education Challenge plaque, which many North West schools already have displayed in their setting. The key benefits of having a virtual version are that it can be seen by more of your stakeholders and you have greater control over keeping it up to date.

Available stickers are:



Arts Award Centre

Settings that are accredited as an Arts Award Centre



Working Towards Artsmark

For settings that are registered and working towards the Artsmark Award



Artsmark Platinum

For settings that have been awarded Artsmark at Platinum level



Artsmark Gold

For settings that have been awarded Artsmark at Gold level



Artsmark Silver

For settings that have been awarded Artsmark at Silver level



SLiCE Alumni

Settings with a former SLiCE (Specialist Leader in Cultural Education) Fellow on staff



SLiCE Fellow

Settings employing a current SLiCE Fellow



SLiCE Schools Partner

Schools that are participating in the delivery of a SLiCE project



Leading the Arts in Your School

For schools with a member of staff who is doing or has completed this CPD course

Where schools have a meaningful partnership with a participating Cultural Provider, they can also request a provider sticker to demonstrate this. Participating providers will display the following badge on their Culture Hub profile:



For guidance on what Curious Minds considers would constitute 'meaningful partnership', please contact hanna.lambert@curiousminds.org.uk.

To add a sticker to your school's profile, you will need to use the 'Request a Sticker' form. You will find this option in the dropdown menu at the top right hand side of the page.

Request a new sticker

School Name *

Sticker Requested

Information to Support Request *

Request Sticker

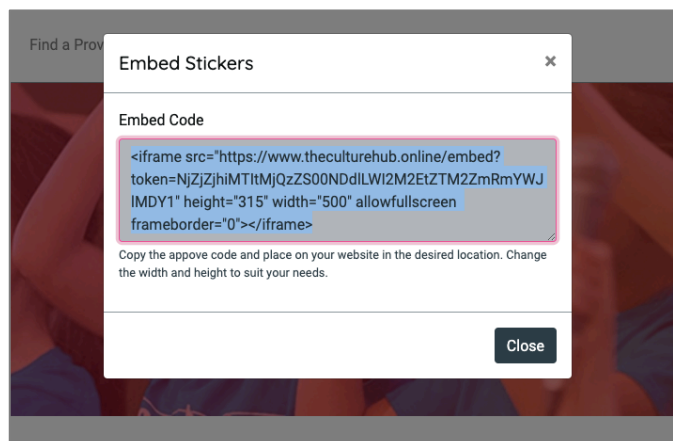
How to Request a Sticker

Please select the sticker you require and provide a little information to support your request. If you would like to request a sticker from a Cultural Provider, in recognition of a meaningful cultural education partnership, select 'Cultural Partner' from the drop-down box and then select the provider you wish to request from. This information will be passed to Curious Minds, who will verify with the provider in question.

Once approved, stickers will appear on your profile. They can also be embedded on your own school website using the widget feature (see below).

Using the website embed feature

This feature allows you to display your cultural Education Challenge stickers on your school website using an embeddable widget. Selecting the 'Embed Stickers' option in the menu (below Request Stickers) provides you with a line of html code.

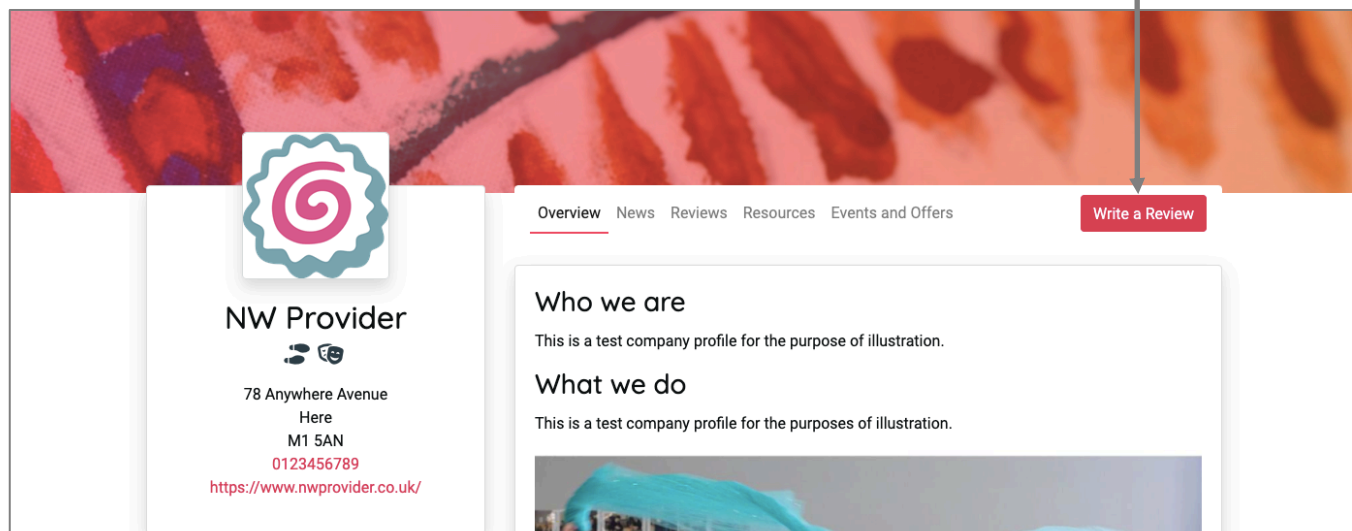


You will need to copy all of this and insert into the code of your website's homepage. You may need assistance from your IT department for this.

Reviewing cultural partnerships

As a Culture School, you can also help other teaching community users of The Culture Hub by providing insight into the outcomes of your school's engagements with specific Cultural Providers, using the **'Reviews'** function.

You will need to be logged-in to your account to do this. Visit the Cultural Provider's profile and click on **'Write a Review'**.



You will be given the option to provide written headline feedback, as well as to rate the engagement (out of 5) in the following key areas:

→ **Engagement value:**

Did the provider offer an exciting and inspiring experience for pupils?

→ **Inclusive experience:**

Where pupils of all needs and abilities catered for positively?

→ **Active learning:**

Where there opportunities for pupils to actively participate and collaborate?

→ **Planning and communication:**

Was the provider responsive and helpful?

Accessing support

If you experience any difficulties whilst using The Culture Hub, please email theculturehub@curiousminds.org.uk for assistance.